603658

2018

2018

10% 2018 420,000,000

10 8 336,000,000 2018

43.78%

√ □

“ ” “ ”

/

□ √

/ / / /		
Z&F		Z&F International Trading Limited
		TOPPING DRAGON INVESTMENT LIMITED
Mobidiag		Mobidiag Oy
A		1.00
		2018 1 1 2018 12 31
		B

/		
ISO13485:2003		“ ISO13485 ” “ 2003 ” ISO13485:2003 —
ISO9001:2008		“ ISO9001 ” “ 2008 ” ISO9001:2008 ISO9001

	Autobio Diagnostics CO., Ltd
	Autobio

	199	199
	0371-86506868	0371-86506868
	0371-86506767	0371-86506767
	autobio@autobio.com.cn	autobio@autobio.com.cn

	87
	450016
	199
	450016
	www.autobio.com.cn
	autobio@autobio.com.cn

	www.sse.com.cn

A			603658	

		110 11
		A 38-45
		2016 9 1 2018 12 31

	2018	2017	(%)	2016
	1,929,676,026.98	1,400,142,047.05	37.82	980,222,975.48
	562,570,893.30	446,564,158.65	25.98	349,758,059.57
	535,272,750.90	414,406,694.63	29.17	335,294,964.81
	653,726,343.83	481,731,392.01	35.70	415,816,349.22

	2018	2017	%	2016
	1,928,600,037.32	1,667,289,210.02	15.67	1,644,925,051.37
	2,656,573,593.33	2,187,315,823.04	21.45	1,821,440,766.21

( )

	2018	2017	(%)	2016
	1.34	1.06	26.42	0.89
	1.34	1.06	26.42	0.89
	1.27	0.99	28.28	0.86
%	32.20	27.68	4.52	32.22
%	30.64	25.69	4.95	30.88

□ √

□ √

□ √

□ √

	1-3	4-6	7-9	10-12
	415,596,659.68	432,706,849.60	511,901,681.70	569,470,836.00
	96,006,142.00	150,633,569.08	164,373,952.36	151,557,229.86
	90,677,607.59	144,886,396.94	160,053,739.51	139,655,006.86
	113,533,646.38	159,993,860.29	160,274,515.02	219,924,322.14

□ √

√ □

: :

	2018		2017	2016
	-483,645.98		153,436.48	9,506.01
	18,036,947.74		17,033,333.26	14,371,963.04
	509,589.28		39,308.75	
	12,773,130.85		20,059,719.84	2,510,253.97

/

	931,477.70			
	-1,102,961.48		-728,328.51	-1,022,125.73
	-131,999.34		-24,350.75	
	-3,234,396.37		-4,375,655.05	-1,406,502.53
	27,298,142.40		32,157,464.02	14,463,094.76

√ □

		931,477.70	931,477.70	931,477.70
		931,477.70	931,477.70	931,477.70

□ √

A		
B		
C		

/

/

A.

B. C.

2

2

/

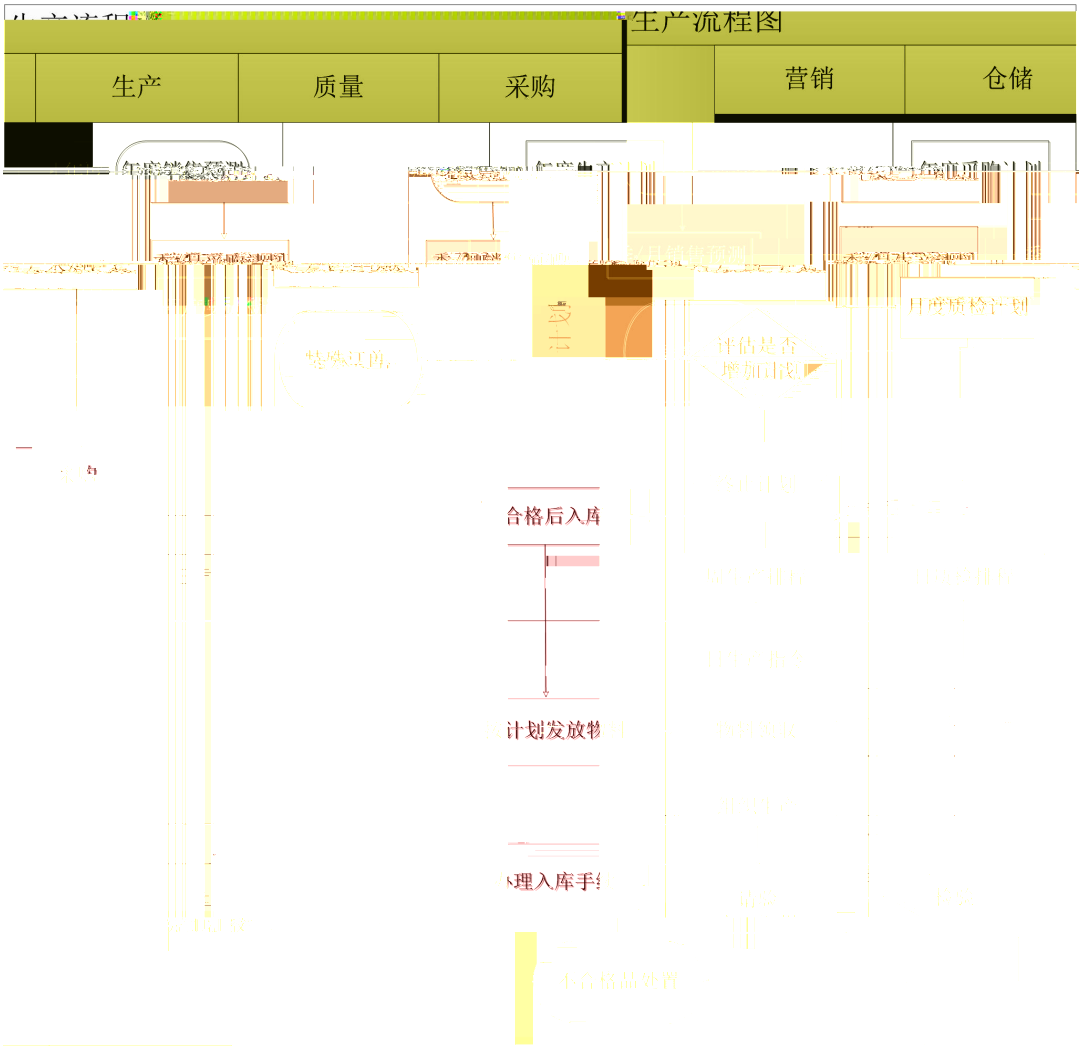

3

1

“ ”

“

”

2

2012 “C ” “C27 ”

IVD In Vitro Diagnostic

1

20 70

2017 10 74.08%[1]

2017

[1] EvaluateMedtech World Preview 2018, Outlook to 2024

/

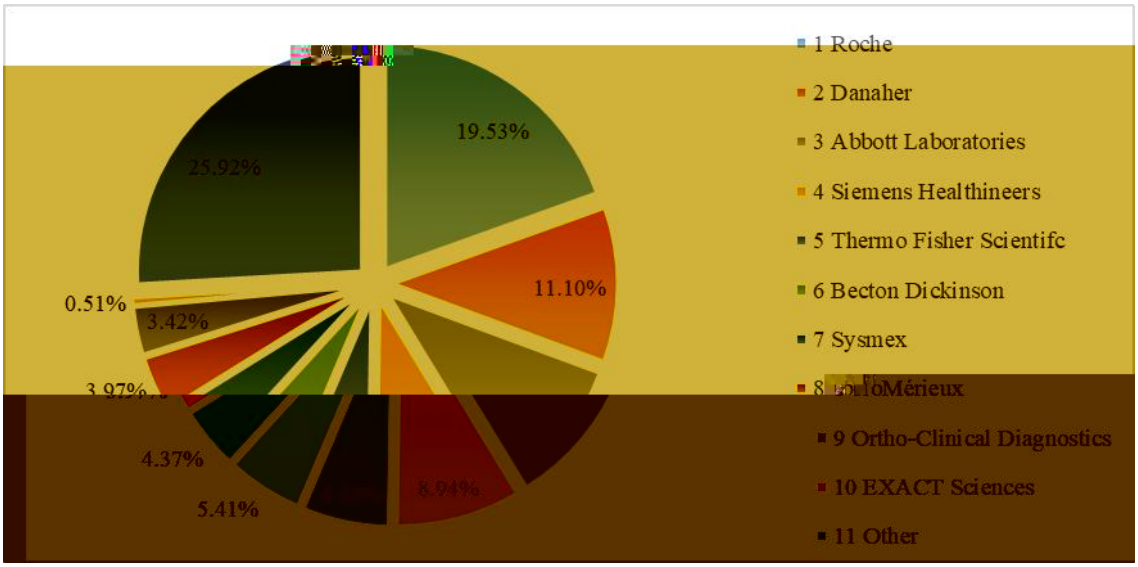

EvaluateMedtech World Preview 2018, Outlook to 2024

2006 15 2007 42

70

2008 34

2013

2004 7.3

2006 2009 2011 68

2012 [2] 2010 -

[3] 2012 7

60% - 2014 1

[4] 2016 6

[5]

2

[2]

[3] http://www.biomerieux.com.cn/servlet/srt/bio/china/dynPage?open=CHN_NWS_RLS&doc=CHN_NWS_RLS_G_PRS_RLS_148&crptprm=ZmlsdGVyPQ==

[4] :// . . . / / / / ? = & = 190& = ==

[5] :// . . . / ? = & =& 1 =& =& =& =& =1

/

□ √

√ □

“ + +

449

119 CE

211 76 CE

97

200 /

91

92 42 CE

139 1 CE

12

3

/

IVD

2018 5 Autolas A-1 Series

iLAS B/S

90

ISO15189

2018 12 31

928 30.34% 87.39%

2016 -2018 10,388.13 14,764.45 21,668.47 10.60% 10.54% 11.23%

/

2018 12 31 262 1

449 119 CE 9 10

21 4 8 69

A.

200 /

91

B.

2018 12 31

5,000 1503 60.17%

AACC Medica

2018 12 31 633

“ ” GMP ISO9001 ISO13485

“ ”

2007 OEC

“ ”

Ψ 7خم ø

2018 2.17

/

BIQAS

ISO15189

“

” 1000

“ ”

OEC

AA

2018 “ ” “

”

2018

“ ”

“

”

2018 192,967.60 52,953.40

37.82% 56,257.09 11,600.67

25.98% 196,588.36 1.34

( )

1.

: :

%

1,929,676,026.98	1,400,142,047.05	37.82
648,814,133.74	455,237,405.22	42.52
316,304,059.53	234,783,317.87	34.72
89,397,303.22	61,733,720.91	44.81
212,732,302.29	142,682,555.64	49.09
6,547,178.76	3,048,462.72	114.77

	-276,562,431.68	-388,906,924.24	28.89

2.

√ □

2018 192,967.60 52,953.40 37.82%

2018 64,881.41 19,357.67 42.52%

(1).

: :

			%	%	%	%
	1,865,046,311.14	600,187,605.06	67.82	39.38	46.06	1.47
			%	%	%	%
	1,619,695,049.27	414,763,295.63	74.39	39.77	50.14	1.77
	245,351,261.87	185,424,309.43	24.42	36.85	37.69	0.47
			%	%	%	%
	29,200,263.02	12,962,779.16	55.61	41.49	59.72	5.07
	115,637,186.30	35,097,462.82	69.65	50.22	40.75	2.04
	248,028,659.23	103,669,601.65	58.20	59.78	69.27	2.34
	475,195,911.42	140,901,737.17	70.35	35.52	31.83	0.83
	164,950,670.01	45,171,465.55	72.62	29.87	29.60	0.06
	286,369,379.97	88,580,931.03	69.07	44.58	57.85	2.60
	545,664,241.18	173,803,627.67	68.15	33.24	46.34	2.85

□ √

(2).

√ □

				%	%	%
	24,940.10	25,891.74	3,418.81	2.68	24.55	-34.86
	5,343.88	5,236.41	252.98	17.39	18.26	25.90
	3,614.66 ml	3,324.12 ml	492.74 ml	/	/	39.73
	1,856.00	658.00	132.00	4.45	-18.46	-14.84

: 1 2017 6 30

2017 7-12 2018

2

3

(3).

			(%)		(%)	(%)	
		440,671,880.02	73.42	295,174,784.48	71.83	49.29	
		159,515,725.04	26.58	115,741,175.18	28.17	37.82	

/

			(%)		(%)	(%)	
		255,805,401.51	42.62	161,186,004.92	39.23	58.7	
		158,957,894.13	26.48	115,065,372.98	28	38.15	
		184,866,478.51	30.80	133,988,779.56	32.61	38.03	
		557,830.91	0.09	675,802.20	0.16	-28.6	

□ √

(4).

√ □

32,208.71 16.69%

0 0 %

33,292.42 40.80%

0 0%

3.

√ □

1 2018 2017 34.72%

2 2018 2017 44.81%

3 2018 2017 114.77%

4.

√ □

	212,732,302.29
	3,952,436.37
	216,684,738.66
%	11.23
	928
%	30.34
%	1.82

□ √

5.

√ □

1 2018 2017 35.70%

2 2018 2017 185.52%

( )

□ √

( )

√ □

1.

		%		%	%	
	57,608,280.25	2.17	26,935,266.26	1.23	113.88	
	931,477.70	0.04			100.00	

	345,535,067.61	13.01	224,813,872.28	10.28	38.70	
	80,672,608.54	3.04	60,248,822.07	2.75	33.90	
	28,992,723.04	1.09	14,457,865.97	0.66	100.53	
	256,357,704.15	9.65	193,525,553.11	8.85	32.47	
	337,326,630.53	12.70	393,708,979.91	18	-14.32	
	17,616,728.94	0.66	16,578,863.44	0.76	6.26	
	3,503,919.74	0.13			100.00	
	863,359,718.66	32.50	559,917,015.73	25.6	54.19	
	201,434,277.32	7.58	250,530,243.53	11.46	-19.60	
	212,485,808.39	8.00	228,426,542.99	10.44	-6.98	
	164,648,504.26	6.20	164,648,504.26	7.53		
	28,384,824.22	1.07	18,560,081.64	0.85	52.93	
	57,715,319.98	2.17	34,964,211.85	1.6	65.07	
	45,268,492.41	1.70	1,200,000.00	0.05	3,672.37	
	89,500,880.31	3.37	69,041,878.35	3.16	29.63	
	34,639,784.59	1.30	23,124,955.91	1.06	49.79	
	27,626,146.45	1.04	25,533,239.47	1.17	8.20	
	45,912,805.75	1.73	29,108,514.61	1.33	57.73	
	330,462,760.13	12.44	250,217,205.47	11.44	32.07	
	9,330,000.00	0.35	3,780,000.00	0.17	146.83	
	28,507,698.76	1.07	25,679,302.82	1.17	11.01	
	42,290,000.00	1.59	34,020,000.00	1.56	24.31	
			8,463,647.74	0.39	-100.00	
	37,609,612.79	1.42	27,677,093.68	1.27	35.89	

2.

□ √

3.

□ √

( )

√ □

2012 “C ” “C27 ”

√ □

	116	0	0	116
	309	11	1	319
	8	3	0	11
	3	0	0	3

√ □

1				2018 3 15	20180037
2				2018 3 15	20180038
3				2018 3 15	20180039
4				2018 9 21	20182400553
5				2018 10 8	20182400627
6				2018 11 12	20182400761
7	C-			2018 11 12	20182400762
8				2018 11 12	20182400763
9				2018 11 12	20182400764
10				2018 11 12	20182400765
11	I			2018 11 25	20182400799

/

12				2018 11 25	20182400800
13				2018 4 28	20182400196
14				2018 12 29	20182220933

√ □

1				2018 1 5		( ) 2014 2400017

√ □

1	1					12,114,500.00	12,206,800.00	36,169,278.64
2	2					10,466,400.00	9,736,200.00	28,580,244.57
3	3					9,095,100.00	9,560,700.00	83,345,809.67
4	4					9,847,800.00	9,145,600.00	69,264,692.82
5	5					9,748,600.00	8,930,800.00	60,310,241.13
6	6					13,008,480.00	14,278,656.00	7,976,024.03
7	7					12,393,600.00	12,730,368.00	14,855,768.39

√ □

/

		A2000plus A1000 A6 A1000S POCT 87	A2000plus A1000 A6 A1000S POCT 87		
				54,972,484.04	/
		Autof ms1000	Autof ms1000	30,602,980.2	/
		Autowomo	Autowomo	14,947,752.94	/
		14 15 BiQAS 1	14 15 BiQAS 1	38,959,305.56	/

( )

1

√ □

186,391,982.85	221,370,000.00	-15.80%

2017 11 2

8% 5%

2018 5 30 2018-038

2017 12 26

500 51% 2018 2 8

2018-008

2018 1 3

1000 51% 2018 3 8

2018-012

2018 3 7

500 2018 5 2

2018-031

2018 4 19 4000

2018 5 9 2018-032

2018 4 19

5000 49% 2018 4 26

2018-033

2018 4 25

2000 51% 2018 8 17

2018-051

2018 5 17

51%

2018 8 7 2018-037

2018 12 17 Mobidiag

Mobidiag 3,846,153 R 2.60 /

9,999,997.80 Mobidiag 1230

800 65%

2018-088

(1)

√ □

/

2018 12 17 Mobidiag

Mobidiag 3,846,153 R 2.60 /

9,999,997.80 Mobidiag 1230

800 65%

2018-088

				(%)						
Mobidiag			9,999,997.80	10.12		Jean de Gunzburg TJT Techologies Oy/Tuomas Tenkanen		-	-	
			8,000,000	65		Mobidiag		-	-	

Mobidiag 9,999,997.80 Mobidiag 10.12%

2018 11 30

(2)

□ √

(3)

□ √

( )

□ √

( )

√ □

/

2018 12 31

		(%)			
	500	100	21,884.29	12,283.94	3,476.13
	5000	100	21,795.72	8,983.68	1,437.85
	500	100	2,380.03	1,135.90	800.59
	1000	87	1,722.09	-319.19	-847.73
	5700	75	14,422.40	10,984.83	1,760.12
	1000	35.7	4,832.26	1,803.50	774.10
	2000	51	23.62	13.61	-16.39
	6050	35	5,781.74	5,033.35	296.53

( )

□ √

( )

√ □

1

DNA PCR

2 “ ” “

”

/

( )

√ □

( )

√ □

1

2 IVD

3 2019

4

5

6

Mobidiag

( )

√ □

1

2

( )

□ √

□ √

√ □

2018

2018-2020

/

1

2

2/3

1

2

1

50%

2

30%

3 20%

80%

/

40%

20%

4

5

1

2

3

4

5 אn

2018 4 17 2017 2017

2017 2017 420,000,000

10 7.2 302,400,000 2017

53.53% 2018 4

2018-2020

2019 3 26 2018

420,000,000 10 8

336,000,000 2018 43.78%

	10	10 ( )	10			(%)
2018	0	8.0	0	336,000,000.00	562,570,893.30	59.73
2017	0	10.8	0	453,600,000.00	446,564,158.65	101.58
2016	0	6.5	0	273,000,000.00	349,758,059.57	78.05

□ √

□ √

√ □

			1	20160901-20190831				

		5%	2	20190901-20210831 Z&F 20170901-20190831				
			3	20160901-20190831				
			4	20181109- 20181119-				

1

6 20

6

6

25%

50%

6

20 6

6

2 5%

1 12

25%

; 24

35%

/

2

3 3 6

4

Z&F

1 12

25%; 24

40%

2

3 3 6

4

1 24 100%

2

3 3 6

4

3

20

/

1 2 3

4

1 /

2 /

5%

2%

30% 80%

90

1 10

2

/

1 201 5 9 75%

http://www.sse.com.cn

2017-

2018

2 2016 12 22

http://www.sse.com.cn

2016-038 2016-041

018

2400 2018

3 3 2017 7 17

http://www.sse.com.cn 2017-036 1

2018 12 31

2018

□ √

□ √

□ √

	500,000
	7

		200,000
		0
		-

√ □

2018 4 17 2017

2018

□ √

( )

□ √

( )

□ √

□ √

□ √

□ √

2017 9 29

/

,

MALDI-TOF

□ √

√ □

( )

□ √

( )

□ √

□ √

□ √

/

□ √

1

□ √

2

□ √

3

□ √

( )

1

□ √

2

□ √

3

□ √

4

□ √

1

□ √

2

□ √

3

□ √

1

□ √

2

□ √

3

□ √

□ √

( )

1

□ √

2

□ √

3

□ √

( )

□ √

( )

1.

(1)

√ □

		1,582,500,000.00	303,800,000.00	0
		231,500,000.00	26,500,000.00	0

√ □

		30,000,000.00	2017.8.23-2018.1.23		658,666.67	
		20,000,000.00	2017.8.23-2018.4.24		729,000.00	
		20,000,000.00	2017.10.25-2018.1.23		224,328.77	
		80,000,000.00	2017.10.25-2018.1.26		1,038,465.75	
		100,000,000.00	2017.12.25-2018.3.26		1,343,835.62	

10,000,000.00	2018.1.25-2018.5.16	154,305.56
20,000,000.00	2018.1.25-2018.7.25	550,000.00
30,000,000.00	2018.2.1-2018.5.7	363,082.19
36,000,000.00	2018.2.8-2018.5.10	466,704.00
100,000,000.00	2018.3.15-2018.5.7	776,712.33
50,000,000.00	2018.3.27-2018.5.7	302,054.79
15,000,000.00	2018.4.25-2018.7.24	141,287.67
15,000,000.00	2018.4.26-2018.10.29	423,958.33
8,000,000.00	2018.7. Ůאn	

(2)

□

□ √

(3)

□ √

2.

(1)

□ √

□ √

(2)

□ √

□ √

(3)

□ √

3.

□ √

( )

□ √

√ □

1. 2018 12 17 Mobidiag Oy

Mobidiag Oy

http://www.sse.com.cn 2018-088

2. 2018 A

1 2018 11 19

A 2018 12 5 2018

68,297.94

http://www.sse.com.cn

2018-074 2018-084

2 2018 12 28

http://www.sse.com.cn 2018-089

3 2019 2 2

182214 2019-010 30

2019 2 19

http://www.sse.com.cn

2019-011

( )

√ □

1.

√ □

“ ”

100

2.

√ □

2007 11

13 2018 129

390 700

2017 8 “ ”

2018

40 2018 5

50

3.

√ □

1.	122.5
2.	16.51
4.	
4.1	32.5
4.2	129

8.	
8.2	40
8.3	50

4.

√ □

“ ”

( )

√ □

( )

1.

□ √

2.

√ □

“ ”

ISO14001

COD BOD_5

SS,

GB21907-2008 2 COD 80mg/L 10mg/L BOD_5 20mg/L SS 50mg/L

500m^3/d

500m³/d

(COD)

(COD SS PH)

(COD) ,

3.

□ √

4.

□ √

( )

□ √

□ √

/

□ √

□ √

□ √

□ √

□ √

□ √

1

2

□ √

3

□ √

4

□ √

□ √

( )

□ √

□ √

( )

□ √

( )

□ √

( )

( )	9,884
( )	10,482

:

			(%)				
	0	283,462,200	67.49	283,462,200		9,305,789	
Z&F INTERNATIONAL TRADING LIMITED	0	71,820,000	17.1	0		0	
	421,928	6,934,408	1.65	0		0	
	4,032,492	4,926,857	1.17	0		0	
	2,636,470	2,636,470	0.63	0		0	
	1,746,244	2,237,744	0.53	0		0	
	1,011,800	2,122,600	0.51	0		1,154,000	
	-771,554	1,550,300	0.37	0		0	

	1,1 212	1,332,907	0.32	0		0	
	-669,776	1,294,975	0.31	0		0	

Z&F INTERNATIONAL TRADING LIMITED	71,820,000		71,820,000
	6,934,408		6,934,408
	4,926,857		4,926,857
	2,636,470		2,636,470
	2,237,744		2,237,744
	2,122,600		2,122,600
	1,550,300		1,550,300
	1,332,907		1,332,907
	1,294,975		1,294,975
	1,098,338		1,098,338

Z&FINTERNATIONAL TRADINGLIMITED

6

6

□ √

1

√ □

	2007 12 24

2

□ √

3

□ √

4

□ √

5

√ □

1

□ √

2

√ □

10	

3

□ √

4

□ √

5

√ □

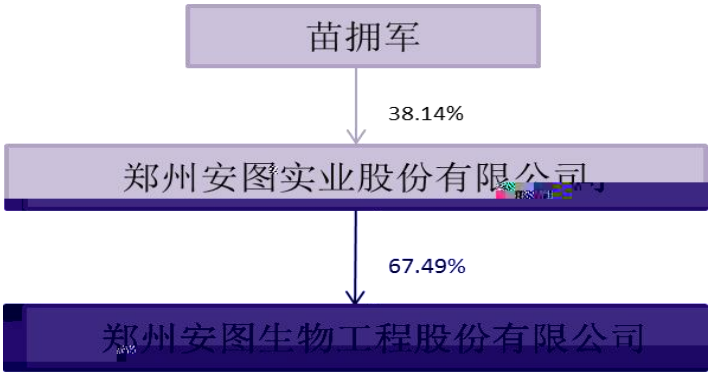

6

□ √

□ √

√ □

Z&FINTERNATIONAL TRADING LIMITED		2003 1 22	1270201	100	

□ √

□ √

√ □

( )

52	2012	11	13	2021	10	28	108,118,606	108,118,606	0 -	106.00
54	2012	11	13	2021	10	28	28,728,000	28,728,000	0 -	6.00
52	2012	11	13	2021	10	28	25,974,503	25,974,503	0 -	65.45
51	2012	11	13	2021	10	28	25,974,503	25,974,503	0 -	63.29
41	2012	11	13	2021	10	28	8,074,908	8,074,908	0 -	58.78
50	2012	11	13	2021	10	28	10,831,023	10,831,023	0 -	58.00
55	2018	10	29	2021	10	28	0	0	0 -	1.00
57	2018	10	29	2021	10	28	0	0	0 -	1.00
51	2018	10	29	2021	10	28	0	0	0 -	

/

			42	2018 10 29	2021 10 28	0	0	0	-	-	
			43	2012 11 13	2021 10 28	501,978	501,978	0	-	38.57	
			71	2012 11 13	2018 10 29	0	0	0	-	-	
			48	2012 11 13	2021 10 28	15,150,329	15,150,329	0	-	55.62	
			49	2012 11 13	2021 10 28	15,150,329	15,150,329	0	-	55.62	
			49	2012 11 13	2021 10 28	7,547,079	7,547,079	0	-	56.75	
			44	2018 10 29	2021 10 28	4,493,420	4,493,420	0	-	57.50	
			40	2018 10 29	2021 10 28	836,644	836,644	0	-	39.14	
			44	2018 10 29	2021 10 28	1,464,116	1,464,116	0	-	56.75	
			43	2018 10 29	2021 10 28	1,254,966	1,254,966	0	-	57.13	
			39	2018 10 29	2021 10 28	836,644	836,644	0	-	55.62	
	/	/	/	/	/	267,168,714	267,168,714		/	848.22	/

2018 11 2 2018 10 12

2018-058 2018-059 2018 10 19

2018-061 2018 10 29 2018

/

2018-063

1967 1989 1998

1998 2003 2003

2003 2010 2012 11 2015 3 2016 3

1965 1981 1986 1986 1996 1996

2003 2003 dž خ Ď

	2016
	1978 ACCA 1998 2003 2003
	1969 1993 1998 1998 2003 2003 2009 2010 2017 2009 2011 2014 2015 (SAC/TC 136)
	1964 2010 2016 2014 2018 1
	1962 1983 1998 1998 2008 2013 2017 2003 2015

	2006
	1968 1989 7 —2018 6 2002 —2006 2000 2013 2018 6 2018 12
	1970 1989 1998 1998 2003 2003 2011 2003 2008 2011 2018 2019 3
	1977 2000 2003 2003 2005 2005 2012 2012
	1976 1998 2000 2000 2003 2003 2006 2006
	1971 1995 1998 1998 2003 2003

	2017
	1970 1993 1998 1998 2003 2003
	1970 1992 1998 1998 2007 2007 2010
	1975 1999 2003 2003 2011 2011
	1979 2002 2003 2003
	1975 1998 2003 2003
	1976 2000 2007 2007
	1980 2002 2003 2003

□ √

□ √

√ □

X6ÑL …} õ +6| Ñ

2012	3	30	2021	5	6
2012	3	30	2021	5	6
2012	3	30	2021	5	6
2012	3	30	g (2021	5	6

/

	Z&F		2003	
			2012	
	Natural Produce New ZealandLimited		2011	
			2008	
			2011	
			2008	
			2019 2	
			2019 2	
			2017 5	
			2018	
			2016	
			2016 2	
			2014	
			2015	
			2015	
			2016 4	
			2013 2	
			2018 4	
			2018 7	
			2017	
			2009	
			2011	
			2014	
			2015	

			2001	
			2014	
			2018 1	
			2019 2	
			2006	
			2015	
			2004	
			2018 12	
			2011 7	
			2018 3	
			2019 3	
			2012	
			2012	
			2017	
			2013 2	
			2017 9	
			2019 2	
			2017 5	
			2018 5	
			2013 2	

√ □

/

848.22

	1,872
	1,187
	3,059
	17
	737
	1,152
	928
	34
	208
	3,059
	449
	1,465
	850
	295
	3,059

√ □

√ □

/

□ √

□ √

√ □

□ √

/

2017	2018 4 17	www.sse.com.cn	2018 4 18
2018	2018 10 29	www.sse.com.cn	2018 10 30
2018	2018 12 5	www.sse.com.cn	2018 12 6

□ √

		7	6	1	1	0	3
		7	5	4	2	0	1
		7	6	0	1	0	3
		7	6	0	1	0	2
		7	6	0	1	0	3
		7	6	0	1	0	3
		4	3	3	1	0	1
		4	4	0	0	0	1
		4	4	2	0	0	1
		3	3	2	0	0	1
		3	2	1	1	0	1
		3	3	1	0	0	1

□ √

	7
	0
	0
	7

□ √

□ √

□ √

□ √

□ √

□ √

√ □

√ □

2018

□ √

√ □

2018

12 31

□ √

/

√ □

2019 0377

“ ” 2018

12 31 2018

2018 12 31 2018

“

”

1

2018

1,865,046,311.14

1,619,695,049.27 245,351,261.87

2

1

/

2

3

4

5 / / /

6

1

2018 12 31 367,938,327.07

22,454,882.76

2

1

2

3

4

5

Ł

/

1

2

3

4

5

6

2018 12 31

:

: :

		57,608,280.25	26,935,266.26
		931,477.70	
		345,535,067.61	224,813,872.28
		51,623.30	446,905.00
		345,483,444.31	224,366,967.28
		80,672,608.54	60,248,822.07
		28,992,723.04	14,457,865.97

		256,357,704.15	193,525,553.11
		337,326,630.53	393,708,979.91
		1,107,424,491.82	913,690,359.60
		17,616,728.94	16,578,863.44
		3,503,919.74	
		863,359,718.66	559,917,015.73
		201,434,277.32	250,530,243.53
		212,485,808.39	228,426,542.99
		164,648,504.26	164,648,504.26
		28,384,824.22	18,560,081.64
		57,715,319.98	34,964,211.85
		1,549,149,101.51	1,273,625,463.44
		2,656,573,593.33	2,187,315,823.04
		45,268,492.41	1,200,000.00
		89,500,880.31	69,041,878.35
		34,639,784.59	23,124,955.91
		27,626,146.45	25,533,239.47
		45,912,805.75	29,108,514.61
		330,004,531.07	250,217,205.47
		458,229.06	51,325.00
		9,330,000.00	3,780,000.00

		28,507,698.76	25,679,302.82
		610,790,339.34	427,685,096.63
		42,290,000.00	34,020,000.00
			8,463,647.74
		37,609,612.79	27,677,093.68
		79,899,612.79	70,160,741.42
		690,689,952.13	497,845,838.05
		420,000,000.00	420,000,000.00
		536,144,575.56	535,004,641.56
		204,951,997.94	147,355,925.86
		767,503,463.82	564,928,642.60
		1,928,600,037.32	1,667,289,210.02
		37,283,603.88	22,180,774.97
		1,965,883,641.20	1,689,469,984.99
		2,656,573,593.33	2,187,315,823.04

2018 12 31

:

: :

		27,798,310.60	10,770,503.79
		931,477.70	
		290,274,955.95	194,230,483.17

/

	290,274,955.95	194,230,483.17
	98,492,543.53	70,157,730.54
	45,893,477.80	13,344,987.22
	1,500,000.00	2,000,000.00
	211,626,254.58	196,957,795.95
	332,248,388.77	383,728,282.68
	1,007,265,408.93	869,189,783.35
	325,600,688.20	287,262,822.70
	3,503,919.74	
	958,612,906.46	622,307,854.55
	66,432,030.13	172,782,959.27
	157,310,197.05	171,432,667.77
	11,842,802.18	2,975,969.88
	3,393,400.56	2,218,405.12
	1,526,695,944.32	1,258,980,679.29
	2,533,961,353.25	2,128,170,462.64
	45,268,492.41	1,200,000.00
	25,207,824.48	45,917,450.23
	21,110,498.72	18,440,971.73
	24,606,792.37	24,266,082.15
	35,486,029.65	23,491,904.25
	316,625,263.49	241,833,423.4
		51,325.00
	9,330,000.00	3,780,000.00
	30,153,031.19	26,447,992.56
	507,787,932.31	385,377,824.32
	42,290,000.00	34,020,000.00

	8,463,647.74
30,286,460.37	20,272,750.78
72,576,460.37	62,756,398.52
580,364,392.68	448,134,222.84

		24,029,874.96	18,573,839.02
		316,304,059.53	234,783,317.87
		89,397,303.22	61,733,720.91
		212,732,302.29	142,682,555.64
		6,547,178.76	3,048,462.72
		5,585,189.21	690,625.99
		285,142.39	199,638.00
		8,488,381.45	4,035,554.16
		15,806,947.74	7,451,533.26
“ ”		13,810,996.35	18,524,811.08
		1,037,865.50	-1,534,908.76
“ ”		931,477.70	
“ ”		28,130.35	153,436.48
“ ”			
“ ”		653,940,345.17	506,176,972.33
		3,008,258.84	10,209,315.45
		2,392,996.65	1,355,843.96
“ ”		654,555,607.36	515,030,443.82
		79,546,951.15	65,343,425.78
“ ”		575,008,656.21	449,687,018.04
1. “ ”		575,008,656.21	449,687,018.04
2. “ ”			
1.		562,570,893.30	446,564,158.65
2.		12,437,762.91	3,122,859.39
1.			
2.			
1.			

2.			
3.			
4.			
5.			
6.			
		575,008,656.21	449,687,018.04
		562,570,893.30	446,564,158.65
		12,437,762.91	3,122,859.39
(/)		1.34	1.06
(/)		1.34	1.06

0 ,

0

2018 1—12

: :

		1,730,855,613.74	1,343,564,143.31
		666,427,727.43	496,095,249.90
		20,313,112.26	15,963,110.78
		251,853,392.20	207,531,597.41
		63,548,090.85	45,975,285.81
		100,106,586.23	81,558,844.41
		4,535,894.61	2,589,752.08
		3,946,306.85	669,371.75
		226,046.51	129,850.09
		7,833,302.92	3,874,950.05
		11,847,247.74	6,076,377.16
“ ”		34,092,426.52	32,942,662.87
		1,037,865.50	-1,534,908.76
“ ”		931,477.70	
“ ”		11,169.13	154,851.90
“ ”		663,119,828.33	529,149,244.80
		2,883,064.98	7,397,993.60
		2,346,119.44	1,308,446.68

/

“ ”		663,656,773.87	535,238,791.72
		87,696,053.10	73,945,762.96
“ ”		575,960,720.77	461,293,028.76
“ ”		575,960,720.77	461,293,028.76
“ ”			
1.			
2.			
1.			
2.			
3.			
4.			
5.			
6.			
		575,960,720.77	461,293,028.76
(/)			
(/)			

2018 1—12

		2,187,909,397.90	1,587,107,556.51

223,248.25	48,089.03
57,563,904.98	34,390,429.75
2,245,696,551.13	1,621,546,075.29
726,150,984.93	514,506,913.79
347,249,993.92	252,827,155.72
257,222,633.67	221,007,430.40
261,346,594.78	151,473,183.37
1,591,970,207.30	1,139,814,683.28
653,726,343.83	481,731,392.01
33,500.00	79,500.00
1,921,445,690.98	3,9

		1,856,873,560.00	3,465,410,600.00
		2,267,046,171.18	4,025,152,085.78
		-345,566,980.20	-121,030,087.16
		2,505,000.00	6,430,000.00
		61,955,368.58	72,246,500.00
		2,100,000.00	
		66,560,368.58	78,676,500.00
		5,080,000.00	42,139,152.52
		305,939,402.79	424,844,271.72
		32,103,397.47	600,000.00
		343,122,800.26	467,583,424.24
		-276,562,431.68	-388,906,924.24
		-923,917.96	-1,070,649.28
		30,673,013.99	-29,276,268.67
		26,935,266.26	56,211,534.93
		57,608,280.25	26,935,266.26

2018 1—12

: :

		1,897,731,299.23	1,517,568,455.81
		53,955,239.93	34,581,569.32
		1,951,686,539.16	1,552,150,025.13
		605,928,355.32	501,525,504.62
		244,332,764.30	196,052,429.64
		220,117,397.46	194,313,997.80
		194,283,455.35	132,795,754.01
		1,264,661,972.43	1,024,687,686.07

		687,024,566.73	527,462,339.06
		1,300,000.00	
		21,000,000.00	12,500,000.00
		69,500.00	108,000.00
		-	
		1,846,169,995.45	3,885,777,571.63
		1,868,539,495.45	3,898,385,571.63
		407,430,618.20	496,088,154.30
		68,130,000.00	120,335,600.00
		1,812,550,000.00	3,454,100,000.00
		2,288,110,618.20	4,070,523,754.30
		-419,571,122.75	-172,138,182.67
		61,955,368.58	72,246,500.00
		61,955,368.58	72,246,500.00
		5,080,000.00	33,190,000.00
		305,939,402.79	424,823,017.48
		550,000.00	
		311,569,402.79	458,013,017.48
		-249,614,034.21	-385,766,517.48
		-811,602.96	-935,859.16
		17,027,806.81	-31,378,220.25
		10,770,503.79	42,148,724.04
		27,798,310.60	10,770,503.79

2018 1—12

: :

	420,000,000.00				535,004,641.56				147,355,925.86		564,928,642.60	22,180,774.97	1,689,469,984.99
	420,000,000.00				535,004,641.56				147,355,925.86		564,928,642.60	22,180,774.97	1,689,469,984.99
“ ”					1,139,934.00				57,596,072.08		202,574,821.22	15,102,828.91	276,413,656.21
											562,570,893.30	12,437,762.91	575,008,656.21
												2,665,066.00	2,665,066.00
1												2,665,066.00	2,665,066.00

2													
3													
4													
									57,596,072.08		-359,996,072.08		-302,400,000.00
1									57,596,072.08		-57,596,072.08		
2													
3											-302,400,000.00		-302,400,000.00
4													
1													
2													
3													
4													
5													
1													
2													

					1,139,934.00								1,139,934.00
	420,000,000.00				536,144,575.56				204,951,997.94		767,503,463.82	37,283,603.88	1,965,883,641.20

	420,000,000.00				535,004,641.56				101,226,622.98		588,693,786.83		1,644,925,051.37
	420,000,000.00				535,004,641.56				101,226,622.98		588,693,786.83		1,644,925,051.37
									46,129,302.88		-23,765,144.23	22,180,774.97	44,544,933.62
“ ”													
											446,564,158.65	3,122,859.39	449,687,018.04
												19,057,915.58	19,057,915.58
1												19,057,915.58	19,057,915.58

2													
3													
4													
									46,129,302.88		-470,329,302.88		-424,200,000.00
1									46,129,302.88		-46,129,302.88		
2													
3											-424,200,000.00		-424,200,000.00
4													
1													
2													
3													
4													
5													
1													
2													
	420,000,000.00				535,004,641.56				147,355,925.86		564,928,642.60	22,180,774.97	1,689,469,984.99

2018 1—12

:

420,000,000.00	535,295,819.20	147,330,042.08	577,410,378.52	1,680,036,239.80
420,000,000.00	535,295,819.20	147,330,042.08	577,410,378.52	1,680,036,239.80
		57,596,072.08	215,964,648.69	273,560,720.77
			575,960,720.77	575,960,720.77
		57,596,072.08	-359,996,072.08	

/

3											
1											
2											
3											
4											
5											
1											
2											
	420,000,000.00				535,295,819.20				204,926,114.16	793,375,027.21	1,953,596,960.57

	420,000,000.00				535,295,819.20				101,200,739.20	586,446,652.64	1,642,943,211.04
	420,000,000.00				535,295,819.20				101,200,739.20	586,446,652.64	1,642,943,211.04
“ ”									46,129,302.88	-9,036,274.12	37,093,028.76
										461,293,028.76	461,293,028.76

1											
2											
3											
4											
									46,129,302.88	-470,329,302.88	-424,200,000.00
1									46,129,302.88	-46,129,302.88	
2										-424,200,000.00	-424,200,000.00
3											
1											
2											
3											
4											
5											
1											
2											
	420,000,000.00				535,295,819.20				147,330,042.08	577,410,378.52	1,680,036,239.80

/

1.

√ □

1

“ ” “ ”

1999 9 15 100.00

2012 9 30 00.00

2012 11 13

2012 9 30

2012 9 0 9,929,328.63

159,000,000.00 2012 12 20

2015 4 9 219,000,000.00

219,000,000.00 1.00

219,000,000.00 2015 4 9

378,000,000.00 378,000,000.00

2015

[2016]1759

1 4200 2016 9 1

2016 8

26 2016 1120

420,000,000.00

2

87

199

3

4

n

3

2018

2019 03.9 26

2.

√ □

7

1.

2.

√ □

—— 33

/

4.

5.

√ □

1

2

12

5 2012 19 33 ——

“ ” “ ” “

” “ ” “

”

6.

√ □

1

2

“ ”

2 —— 22 ——

“ ”

“ ”

1

2

3

4

“

”

7.

√ □

1

2

ɣ

3

“ ”

“ ”

/ /

/ /

/

10.

√ □

1

/

2

1

A.

B.

C.

2

3

/

4

3

1

2

“ ” 20% “

” 12

/

4

5

1

/

9

11.

(1).

√ □

	50

(2).

□ □

□ □

	(%)	(%)
1 1	5	5
1 2	10	10
2 3	50	50
3	100	100

□ √

□ √

(3).

√ □

12.

√ □

1

2

3

4

5

1

2

13.

√ □

8 ——

—— “

M

/ “

⊈

20 ——

“ ”

15.

“ ”

16.

(1).

√ □

1

1

2

2

(2).

√ □

		10-35	5.00	9.50-2.71
		5-10	5.00	19.00-9.50
		5-10	5.00	19.00-9.50
		3-5	5.00	31.67-19.00

(3).

√ □

17.

√ □

“ ”

18.

√ □

3

19.

□ √

20.

□ √

21.

(1).

√ □

1

“ ”

√ □

1 2

3

4

5

22.

√ □

23.

√ □

24.

(1).

√ □

2

26.

√ □

1

1

/

2

2

3

1

2

27.

□ √

28.

√ □

1

1

2

2

		A B	

29.

√ □

1

2

1

2

3

4

/

30.

√ □

1

2

3

4

31.

(1).

√ □

1

2

(2).

√ □

1

		( )
2018 6 15 2018 2018 15 2018 “ ”		2017

2017

	446,905.00		224,813,872.28
	224,366,967.28		
			14,457,865.97
	14,457,865.97		
	559,917,015.73		559,917,015.73
	227,177,788.85		250,530,243.53
	23,352,454.68		
			69,041,878.35
	69,041,878.35		
	51,325.00		250,217,205.47
	250,165,880.47		
	204,416,276.55		61,733,720.91
			142,682,555.64

(2).

□ √

34.

□ √

1.

√ □

		17.00% 16.00% 11.00% 10.00% 6.00% 5.00% 3.00%

1

√ □

	47,890.52	124,882.50
	57,559,696.76	26,810,383.76
	692.97	
	57,608,280.25	26,935,266.26

2018 12 31

2

√ □

	931,477.70	
	931,477.70	
	931,477.70	

93.15

222.47

6.43

22 —

2019 1 17

3

□ √

4

(1).

√ □

	51,623.30	446,905.00
	345,483,444.31	224,366,967.28
	345,535,067.61	224,813,872.28

□ √

(2).

√ □

	51,623.30	446,905.00
	51,623.30	446,905.00

(3).

□ √

(4).

√ □

	6,433,240.40	
	6,433,240.40	

(5).

□ √

□ √

(1).

√ □

		(%)		(%)			(%)		(%)	

2,371,022.84	0.64	2,371,022.84	100.00		2,257,363.54	0.94	2,257,363.54	100
365,522,068.88	99.35	20,038,624.57	5.48	345,48				

□ √

□ √

(2).

6,723,787.91 0

□ √

(3).

√ □

	81,533.73

□ √

□ √

(4).

√ □

		18,446,698.50	1	5.01%	922,334.93
		13,476,107.00	1	3.66%	673,805.35
		12,754,787.54	1	3.47%	637,739.38
		10,304,619.20	1	2.80%	515,230.96
		10,219,565.33	1	2.78%	510,978.26
	/	65,201,777.57	/	17.72%	3,260,088.88

(5).

□ √

(6).

□ √

□ √

5

(1).

√ □

		(%)		(%)
1	80,039,005.75	99.21	59,083,221.60	98.07
1 2	611,919.00	0.76	1,097,720.96	1.82
2 3	4,844.78	0.01		
3	16,839.01	0.02	67,879.51	0.11
	80,672,608.54	100	60,248,822.07	100

1

(2).

√ □

		17,512,621.54	1	
		15,269,324.37	1	
		6,393,973.18	1	
		2,192,270.60	1	
		2,126,840.00	1	
	/	43,495,029.69	/	/

□ √

6

(1).

√ □

B$> Ö

	28,992,723.04	14,457,865.97
	28,992,723.04	14,457,865.97

□ √

?±´ðMŸ

(4).

□ √

(5). **1**

□ √

□ √

(6).

√ □

		(%)		(%)			(%)		(%)	
	33,027,883.40	100.00	4,035,160.36	12.22	28,992,723.04	16,708,432.78	99.88	2,250,566.81	13.47	14,457,865.97
						20,000.00	0.12	20,000.00	100	
	33,027,883.40	/	4,035,160.36	/	28,992,723.04	16,728,432.78	/	2,270,566.81	/	14,457,865.97

□ √

√ □

			%
1			
1			
	26,372,544.37	1,318,627.24	5.00
1	26,372,544.37	1,318,627.24	5.00

2018

1		00	429,8 00	.00
2		139,843	69,92 1	00
		2,216,735	2,216,735	10 00
		,027,88	4,035,16 6	

□ √

□ √

(7).

√ □

12,076,427.47 5,586,313.52

3,214,509.80

/

		2,000,000.00	1	6.06	100,000.00
		1,692,901.92	1	5.13	84,645.10
	/	11,395,122.70	/	34.50	721,256.14

(11).

□ √

(12).

□ √

(13).

□ √

□ √

7

(1).

√ □

	102,266,771.01		102,266,771.01	80,037,171.21		80,037,171.21
	36,519,514.67		36,519,514.67	30,700,905.23		30,700,905.23
	116,141,823.68		116,141,823.68	82,093,549.46		82,093,549.46
	1,429,594.79		1,429,594.79	693,927.21		693,927.21
	256,357,704.15		256,357,704.15	193,525,553.11		193,525,553.11

(2).

□ √

(3).

□ √

(4).

□ √

□ √

8

□ √

9

□ √

10

√ □

	5,548,507.52	5,618,979.91
	330,300,000.00	388,090,000.00
	1,195,104.14	
	283,018.87	
	337,326,630.53	393,708,979.91

11

(1).

□ √

(2).

□ √

(3).

□ √

(4).

□ √

(5).

□ √

□ √

12

(1).

□ √

(2).

□ √

(3).

□ √

□ √

13

(1).

□ √

(2).

□ √

(3).

□ √

□ √

14

√ □

	16,578,863.44			1,037,865.50						17,616,728.94	
	16,578,863.44			1,037,865.50						17,616,728.94	
	16,578,863.44			1,037,865.50						17,616,728.94	

15

(1).

1.				

2.	5,520,286.51			5,520,286.51
1				
2 \ \	5,520,286.51			5,520,286.51
3				
3.				
1				
2				
4.	5,520,286.51			5,520,286.51
1.				
2.	2,016,366.77			2,016,366.77
1	146,248.73			146,248.73
2 \ \	1,870,118.04			1,870,118.04
3.				
1				
2				
4.	2,016,366.77			2,016,366.77
1.				
2.				
1				
3				
1				
2				
4.				
1.	3,503,919.74			3,503,919.74
2.				

(2).

□ √

□ √

16

(1).

√ □

	863,359,718.66	559,917,015.73
	863,359,718.66	559,917,015.73

□ √

(2).

√ □

1.	179,121,654.28	624,652,511.02	13,050,641.65	16,833,122.87	833,657,929.82
2.	167,747,425.67	274,641,472.49	6,272,933.77	9,543,346.16	458,205,178.09
1	132,146.75	29,307,920.11	6,272,933.77	9,543,346.16	45,256,346.79
2	167,615,278.92	245,333,552.38	-	-	412,948,831.30
3					
3.	5,520,286.51	16,927,535.15	3,390,603.70	587,375.29	26,425,800.65
1		16,927,535.15	3,390,603.70	587,375.29	20,905,514.14
2	5,520,286.51				5,520,286.51
4.	341,348,793.44	882,366,448.36	15,932,971.72	25,789,093.74	1,265,437,307.26
1.	14,673,895.52	245,863,474.40	6,082,635.24	7,120,908.93	273,740,914.09
2.	10,772,082.98	126,246,736.64	1,244,213.89	3,184,694.63	141,447,728.14
1	10,772,082.98	126,246,736.64	1,244,213.89	3,184,694.63	141,447,728.14
3.	1,870,118.04	10,318,292.89	401,352.82	521,289.88	13,111,053.63
1		10,318,292.89	401,352.82	521,289.88	11,240,935.59
2	1,870,118.04				1,870,118.04
4.	23,575,860.46	361,791,918.15	6,925,496.31	9,784,313.68	402,077,588.60
1.					
2.					
1					
3.					

1					
4.					
1.	317,772,932.98	520,574,530.21	9,007,475.41	16,004,780.06	863,359,718.66
2.	164,447,758.76	378,789,036.62	6,968,006.41	9,712,213.94	559,917,015.73

(3).

□ √

(4).

□ √

(5).

□ √

(6).

√ □

	162,114,913.45	

□ √

□ √

17

(1).

√ □

	149,894,517.49	227,177,788.85
	51,539,759.83	23,352,454.68
	201,434,277.32	250,530,243.53

□ √

(2).

√ □

	108,408,313.56		108,408,313.56	190,427,112.05		190,427,112.05
	39,975,959.91		39,975,959.91	36,635,084.73		36,635,084.73
	1,444,224.60		1,444,224.60			
	66,019.42		66,019.42	115,592.07		115,592.07
	149,894,517.49		149,894,517.49	227,177,788.85		227,177,788.85

(3).

√ □

							(%)				(%)	
		190,427,112.05	86,599,221.71	167,615,278.92	1,002,741.28	108,408,313.56						/
		36,635,084.73	258,572,410.18	245,333,552.38	9,897,982.62	39,975,959.91						

			3,943,023.01		2,498,798.41	1,444,224.60						
		227,062,196.78	349,114,654.90	412,948,831.30	13,399,522.31	149,828,498.07	/	/			/	/

(4).

□ √

□ √

(5).

√ □

	51,539,759.83		51,539,759.83	23,352,454.68		23,352,454.68
	51,539,759.83		51,539,759.83	23,352,454.68		23,352,454.68

18

(1).

□ √

(2).

□ √

□ √

19

□ √

20

(1).

√ □

1.	48,445,567.58	2,270,699.01		2,636,227.89	29,623,592.19	169,500,000.00	252,476,086.67
2.		808,645.18		2,880,221.24	3,782,400.00		7,471,266.42
(1)		808,645.18		2,880,221.24	3,782,400.00		7,471,266.42
(2)							
(3)							
3.							
(1)							
4.	48,445,567.58	3,079,344.19		5,516,449.13	33,405,992.19	169,500,000.00	259,947,353.09
1.	3,232,744.29	168,672.54		799,674.49	2,898,452.36	16,950,000.00	24,049,543.68
2.	968,911.37	270,939.36		928,140.53	4,294,009.76	16,950,000.00	23,412,001.02
1	968,911.37	270,939.36		928,140.53	4,294,009.76	16,950,000.00	23,412,001.02
3.							
(1)							
4.	4,201,655.66	439,611.90		1,727,815.02	7,192,462.12	33,900,000.00	47,461,544.70

1.							
2.							
1							
3.							
(1)							
4.							
1.	44,243,911.92	2,639,732.29		3,788,634.11	26,213,530.07	135,600,000.00	212,485,808.39
2.	45,212,823.29	2,102,026.47		1,836,553.40	26,725,139.83	152,550,000.00	228,426,542.99

0

(2).

□ √

□ √

21

□ √

22

(1).

√ □

	32,250.99					32,250.99
	164,616,253.27					164,616,253.27

/

2018

	164,648,504.26					164,648,50 26

(2) ¾

√

(3).

√ □

2011 100%

32,250.99

2017 75%

164,616,253.27

(4).

√ ¾ □ هج

2019

2020 2023 20%

rf 10

β β rm-rf

75%

75% نص ا .

/

23

√ □

	6,369,956.87	3,813,195.85	2,114,669.17		8,068,483.55
	11,853,803.48	12,444,086.89	4,697,948.34		19,599,942.03
	336,321.29	679,245.27	299,167.92		716,398.64
	18,560,081.64	16,936,528.01	7,111,785.43		28,384,824.22

24 /

(1).

√ □

	26,490,043.12	4,980,239.74	18,083,195.39	3,152,065.47
	240,603,487.01	36,371,146.65	170,672,094.40	25,600,814.15
	88,272,934.34	16,363,933.59	35,714,566.77	6,211,332.23
	355,366,464.47	57,715,319.98	224,469,856.56	34,964,211.85

(2).

√ □

	29,914,305.67	4,487,145.85	35,147,238.33	5,272,085.75
	219,472,244.75	32,982,745.28	149,257,043.80	22,405,007.93
	931,477.70	139,721.66		
	250,318,028.12	37,609,612.79	184,404,282.13	27,677,093.68

“ ”

(3).

□ √

(4).

□ √

(5).

□ √

□ √

25

□ √

26

(1).

√ □

	45,268,492.41	1,200,000.00
	45,268,492.41	1,200,000.00

(2).

□ √

□ √

□ √

27

□ √

28

□ √

29

(1).

√ □

	89,500,880.31	69,041,878.35
	89,500,880.31	69,041,878.35

□ √

(2).

□ √

(3).

√ □

1	87,777,155.60	67,849,048.39
1 2	1,523,038.34	609,604.32
2 3	147,838.37	446,308.43
3	52,848.00	136,917.21
	89,500,880.31	69,041,878.35

(4). 1

□ √

□ √

30

(1).

√ □

1	34,175,098.73	22,963,037.17
1 2	355,549.02	161,918.74
2 3	109,136.84	
3		
	34,639,784.59	23,124,955.91

(2). 1

□ √

(3).

□ √

□ √

31

(1).

√ □

-		32,987,435.81	32,987,435.81	
	25,533,239.47	369,211,095.23	367,118,188.25	27,626,146.45

(2).

√ □

:

	25,351,886.68	284,053,913.89	282,083,443.46	27,322,357.11
		14,476,109.00	14,476,109.00	
		16,825,468.28	16,825,468.28	
		14,109,640.38	14,109,640.38	
		1,124,241.48	1,124,241.48	
		1,591,586.42	1,591,586.42	
		16,275,437.64	16,275,437.64	
	181,352.79	4,592,730.61	4,470,294.06	303,789.34
	25,533,239.47	336,223,659.42	334,130,752.44	27,626,146.45

(3).

√ □

1		31,919,265.59	31,919,265.59	
2		1,068,170.22	1,068,170.22	
3				
		32,987,435.81	32,987,435.81	

□ √

32

√ □

	17,800,245.14	10,516,770.10
	24,668,503.64	16,169,859.58

	324,608.18	506,334.11
	1,212,176.08	727,823.11
	531,436.52	314,950.80
	354,291.02	209,967.19
	247,945.31	247,945.31
	773,599.86	414,864.41
	45,912,805.75	29,108,514.61

33

(1).

√ □

	458,229.06	51,325.00
	329,546,302.01	250,165,880.47
	330,004,531.07	250,217,205.47

□ √

(2).

√ □

	74,920.69	49,875.00
	383,308.37	1,450.00
\		
	458,229.06	51,325.00

□ √

□ √

(3).

□ √

(1).

√ □

81,670,794.21	52,865,876.12
11,412,186.80	9,647,629.19
109,970,000.00	139,500,000.00

□ √

□ √

37

(1).

√ □

	42,290,000.00	34,020,000.00
	42,290,000.00	34,020,000.00

□ √

38

(1).

□ √

(2).

□ √

(3).

□ √

(4).

□ √

□ √

□ √

□ √

39

(1).

□ √

□ √

(2).

□ √

(3).

□ √

40

□ √

41

□ √

42

√ □

	8,463,647.74		8,463,647.74		
	8,463,647.74		8,463,647.74		/

√ □

							/
	8,131,673.74			8,131,673.74			
	331,974.00			331,974.00			
	8,463,647.74			8,463,647.74			

□ √

43

□ √

44

√ □

		+					
	420,000,000.00						420,000,000.00

45

(1).

□ √

(2).

□ √

□ √

:

□ √

46

√ □

	534,616,490.57			534,616,490.57
	388,150.99	1,139,934.00		1,528,084.99
	535,004,641.56	1,139,934.00		536,144,575.56

2018 4 20 8%

80 5% 50 2018

5 2018 5

1,231,276.95 160,066.00

47

□ √

48

□ √

49

□ √

50

√ □

	147,355,925.86	57,596,072.08		204,951,997.94
	147,355,925.86	57,596,072.08		204,951,997.94

2018 10%

51

√ □

	564,928,642.60	588,693,786.83
+		
	564,928,642.60	588,693,786.83
	562,570,893.30	446,564,158.65
	57,596,072.08	46,129,302.88
	302,400,000.00	424,200,000.00
	767,503,463.82	564,928,642.60

1 0

2 0

3 0

4 0

5 0

52

(1).

√ □

	1,865,046,311.14	600,187,605.06	1,338,101,435.59	410,915,959.66
	64,629,715.84	48,626,528.68	62,040,611.46	44,321,445.56
	1,929,676,026.98	648,814,133.74	1,400,142,047.05	455,237,405.22

53

√ □

	11,097,983.00	8,745,379.05
	4,787,539.56	3,813,296.65
	3,191,693.11	2,448,887.06
	2,994,833.16	1,648,027.50
	991,781.16	957,283.48
	29,659.88	20,515.10
	936,385.09	940,450.18
	24,029,874.96	18,573,839.02

54

√ □

	138,019,899.53	110,940,434.59
	48,289,594.18	30,080,981.12
	21,176,452.67	18,066,821.40
	19,890,355.79	16,983,500.01
	18,100,683.24	11,709,939.74

	6,565,007.35	4,924,437.09
	15,239,161.56	12,044,232.52
	37,133,389.07	22,037,480.04
	11,889,516.14	7,995,491.36
	316,304,059.53	234,783,317.87

55

√ □

	34,939,559.28	24,767,600.13
	11,052,439.49	5,640,688.80
	18,321,878.70	12,369,040.66
	4,441,181.08	3,230,102.44
	2,476,068.48	2,320,008.83
	2,830,760.20	1,958,997.11
	7,336,123.19	3,762,994.04
	7,999,292.80	7,684,288.90
	89,397,303.22	61,733,720.91

56

√ □

	97,324,099.25	69,177,946.55
	85,602,385.30	56,479,893.11
	17,578,939.68	10,456,837.76
	7,239,455.61	2,651,184.34
	4,665,962.35	3,762,527.00
	321,460.10	154,166.88
	212,732,302.29	142,682,555.64

57

√ □

	5,585,189.21	690,625.99
	-285,142.39	-199,638.00
	398,323.48	2,187,579.97

	848,808.46	369,894.76
	6,547,178.76	3,048,462.72

58

√ □

	8,488,381.45	4,035,554.16
	8,488,381.45	4,035,554.16

59

√ □

		321,037.98
2012		566,823.84
		355,783.55
		107,625.95
		324,022.27
	8,131,673.74	5,687,912.59
	331,974.00	88,327.08

	2,945,000.00	
	1,500,000.00	
	165,000.00	
	35,500.00	
	200,000.00	
	513,900.00	
	149,800.00	
	175,600.00	
	98,400.00	
	1,560,100.00	
	15,806,947.74	7,451,533.26

60

√ □

	1,037,865.50	-1,534,908.76
	12,773,130.85	20,059,719.84
	13,810,996.35	18,524,811.08

61

√ □

	931,477.70	

/

/

2,000,000.00

2016

83,500.00

300,000.00

2017

87,300.00

2016

150,000.00

2016

64

√ □

	521,272.55	209,896.88	521,272.55
	521,272.55	209,896.88	521,272.55
	1,566,969.47	1,134,217.74	1,566,969.47
	99.36	3,342.79	99.36
	304,655.27	8,386.55	304,655.27
	2,392,996.65	1,355,843.96	2,392,996.65

65

(1).

√ □

	92,365,540.17	71,834,930.46
	-12,818,589.02	-6,491,504.68
	79,546,951.15	65,343,425.78

(2).

√ □

	654,555,607.36
/	98,146,392.19
	1,638,760.71
	-155,679.83
	2,435,034.31
	-22,554,505.14

	79,546,951.15

□ √

66

□ √

67

(1).

√ □

	9,573,300.00	9,581,800.00
	285,142.39	199,638.00
	43,857,497.31	18,838,534.89
	3,847,965.28	5,770,456.86
	57,563,904.98	34,390,429.75

(2).

√ □

	99,242,415.78	57,416,773.99
	144,360,448.21	87,253,175.20
	795,752.86	369,894.76
	15,206,596.95	3,655,111.94
	1,741,380.98	2,778,227.48
	261,346,594.78	151,473,183.37

(3).

√ □

:

	1,898,340,000.00	3,883,500,000.00
	12,773,130.85	20,059,719.84
	10,332,560.13	482,778.78
	1,921,445,690.98	3,904,042,498.62

(4).

√ □

	1,840,550,000.00	3,460,600,000.00
	16,323,560.00	1,720,000.00
	-	3,090,600.00
	1,856,873,560.00	3,465,410,600.00

(5).

√ □

	800,000.00	
	1,300,000.00	
	2,100,000.00	

(6).

√ □

	2,023,397.47	600,000.00
	29,530,000.00	
	550,000.00	
	32,103,397.47	600,000.00

68

(1).

√ □

1		

	575,008,656.21	449,687,018.04
	8,488,381.45	4,035,554.16
	141,593,976.87	98,735,348.59
	23,412,001.02	20,588,111.76
	7,111,785.43	3,902,628.56
“ ”	-28,130.35	-153,436.48
“ ”	511,776.33	209,896.88
“ ”	-931,477.70	-
“ ”	6,450,737.55	2,838,897.21
“ ”	-13,810,996.35	-18,524,811.08
“ ”	-22,751,108.13	1,392,943.98
“ ”	9,932,519.11	6,196,541.12
“ ”	-62,832,151.04	-97,587,151.50
“ ”	-181,316,521.80	-78,263,296.19
“ ”	171,350,542.97	81,221,613.70
	-8,463,647.74	7,451,533.26
	653,726,343.83	481,731,392.01
2		
3		
	57,608,280.25	26,935,266.26
	26,935,266.26	56,211,534.93
	30,673,013.99	-29,276,268.67

(2).

□ √

(3).

□ √

(4).

√

	57,608,280.25	26,935,266.26
	47,890.52	124,882.50
	57,559,696.76	26,810,383.76
	692.97	
	57,608,280.25	26,935,266.26

□ √

69

“ ”

□ √

70

□ √

71

(1).

√ □

	1,686,418.89	6.8632	11,574,230.13
	519,411.02	7.8473	4,075,974.10
	38,426.00	0.061887	2,378.07
	4.50	5.0062	22.53
	340.00	5.0381	1,712.95
	441,809.39	6.8632	3,032,226.21

2,588,865	6.8632	767,902
59	7.8473	
361,254,896.20	0.061887	22,356,981.76
95,498.00	6.8632	655,421.87
5,500.00	6.8632	37,747.60
91,288.00	7.8473	716,364.32
186,400.00	7.8473	1,462,736.72
19,655.19	6.8632	134,897.50
10,466.00	7.8473	82,129.84
27,076.00	0.061887	1,675.684

1

□ √

2

□ √

3

□ √

4

√ □

: :

		%					%					
		51		2018 8								

√ □

2018 5 30 51%

0.00 51% 2018 8 7

□ √

5

√ □

		2018 2 8	2,550,000.00	51.00%
		2018 3 8	5,100,000.00	51.00%
		2018 5 2	3,750,000.00	75.00%
		2018 8 17	10,200,000.00	51.00%

6

□ √

1

(1).

√ □

				(%)		
	199	199		100		
	87	87		100		
	133 1	133 1		100		
	918 2 108	918 2 108		87		
	C E	C E		75		
	88 3-301	88 3-301		35.7		
	6 16 1603	6 16 1603		51		

35.70% 51%

(2).

√ □

: :

	25.00	4,400,301.52		19,962,072.63

□ √

□ √

(3).

√ □

: :

	46,450,897.70	97,773,052.37	144,223,950.07	29,888,513.75	4,487,145.85	34,375,659.60	33,561,516.17	77,138,160.90	110,699,677.07	13,180,506.91	5,272,085.75	18,452,592.66

	63,593,423.51	17,601,206.06	17,601,206.06	29,260,245.86	25,928,672.11	11,735,422.10	11,735,422.10	7,892,605.91

(4).

□ √

(5).

□ √

□ √

2

√ □

(1).

√ □

2018 4 20 8%

80 5% 50

2018 5

(2).

√ □

: :

/	
--	1,300,000.00
--	
/	1,300,000.00
/	160,066.00
	1,139,934.00
	1,139,934.00

□ √

3

√ □

(1).

□ √

(2).

□ √

(3).

□ √

(4).

√ □

	/	/

--		
--		
--		
	16,578,863.44	3,938,772.20
--	1,037,865.50	-1,534,908.76
--		
--	1,037,865.50	-1,534,908.76

(5).

□ √

(6).

□ √

(7).

□ √

(8).

□ √

4

□ √

5

□ √

6

□ √

□ √

1

√ □

: :

		931,477.70		931,477.70
1.		931,477.70		931,477.70
1				
2				
3		931,477.70		931,477.70
2.				
1				
2				
1				
2				
3				
1.				
2.				
3.				
1.				
2.				
		931,477.70		931,477.70

2

□ √

3

√ □

4

□ √

5

□ √

6

□ √

7

□ √

8

□ √

9

□ √

1

√ □

				(%)	(%)
	126		1,250.00	67.49	67.49

2

√ □

“ ”

3

√ □

				(%)	(%)
	133 1		6,050.00	35.00	35.00
	87 5		5,000.00	49.00	49.00

□ √

□ √

4

√ □

	31.30%
	75.00%
	2019

5

(1).

/

√ □

/

		40,489.00	
		719,152.00	841,386.00
		349,774.14	
		224,539.67	
			673,333.33
			1,529,829.05

/

√ □

		291,176.10	44,030.00
		65,834.31	
		137,091.24	
		283,563.01	267,682.58
		859,270.33	

□ √

(2). **/** **/**

/

□ √

/

□ √

/

□ √

/

□ √

(3).

√ □

		1,039,691.40	1,003,168.00
		2,109,713.14	

/

□ √

□ √

(4).

□ √

√ □

	34,020,000.00	2017/9/12	2020/9/12	
	17,600,000.00	2018/4/12	2020/9/12	

□ √

(5).

□ √

(6).

□ √

(7).

√ □

	848.22	584.09

(8).

□ √

6

(1).

√ □

: :

		142,255.00	7,112.75	44,030.00	2,201.50
		27,916.00	1,395.80		
		41,520.00			

		8,415.03	420.75	10,876.39	543.82
		62,551.05	3,127.55		

(2).

√ □

: :

		300,000.00	
		60,000.00	70,424.00
		11,679.31	
			10,205.00

7

□ √

8

□ √

1

□ √

2

√ □

	752,709.73

3

□ √

4

□ √

5

□ √

1

□ √

2

(1).

□ √

(2).

□ √

3

□ √

□ √

√ □

	336,000,000.00
	336,000,000.00

□ √

□ √

1

(1).

□ √

(2).

□ √

2

□ √

3

(1).

□ √

(2).

□ √

4

□ √

5

□ √

6

(1).

□ √

(2).

□ √

(3).

□ √

(4).

□ √

7

□ √

8

√ □

1 2018 1 3

510.00

490.00

2020 1 31

2 2018 3 7

500.00

2028 12 31

3 2018 4 25

1,020.00

980.00

2019 9 1

4 2018 5 30

51%

0.00 51% 2018 8 7

5 2018 12 15 Mobidiag Oy

“Mobidiag” Mobidiag 3,846,153 R 2.60

/ 9,999,997.80 Mobidiag

1,230.00 800.00

65% Mobidiag 430.00 35%

2019 1

1

(1).

√ □

	290,274,955.95	194,230,483.17
	290,274,955.95	194,230,483.17

□ √

(2).

□ √

(3).

□ √

(4).

□ √

(5).

□ √

□ √

(1).

√ □

	305,699,835.76	15,424,879.81	

□ √

Ě Ŗ Ŗ 。

□ √

2

(1).

√ □

	1,500,000.00	2,000,000.00
	44,393,477.80	11,344,987.22
	45,893,477.80	13,344,987.22

□ √

(2).

□ √

(3).

□ √

□ √

(4).

√ □

( )		
	1,500,000.00	2,000,000.00
	1,500,000.00	2,000,000.00

(5). **1**

□ √

□ √

(1).

√ □

		(%)		(%)			(%)		(%)	
	49,220,245.53	100	4,826,767.73	9.81	44,393,477.80	13,644,828.87	100	2,299,841.65	16.86	11,344,987.22
	49,220,245.53	/	4,826,767.73	/	44,393,477.80	13,644,828.87	/	2,299,841.65	/	11,344,987.22

□ √

√ □

			%
1			
1			
1	42,138,230.87	2,106,911.55	5.00
1	42,138,230.87	2,106,911.55	5.00
1 2	4,798,040.63	479,804.06	10.00
2 3	87,843.82	43,921.91	50.00
3	2,196,130.21	2,196,130.21	100.00
	49,220,245.53	4,826,767.73	

□ √

□ √

(2).

√ □

/

	7,365,992.00	5,007,645.39
	2,660,312.18	2,586,830.51
	3,486,581.72	2,441,849.96
	33,000,000.00	2,000,000.00
	2,707,359.63	1,608,503.01
	49,220,245.53	13,644,828.87

(3).

2,526,926.08 0

□ √

(4).

□ √

(5).

√ □

3

√ □

307,9

	12,554,561.02	19,977,571.63
	34,092,426.52	32,942,662.87

6

□ √

1

√ □

1 CNY

-483,645.98

18,036,947.74

509,589.28

12,77

	-1,102,961.48	
	-3,234,396.37	
	-131,999.34	

1 ——

1 ——

□ √

2

√ □

	%		
	32.20	1.34	1.34
	30.64	1.27	1.27

3

□ √

4

□ √

□ √

2019 3 26

□ √